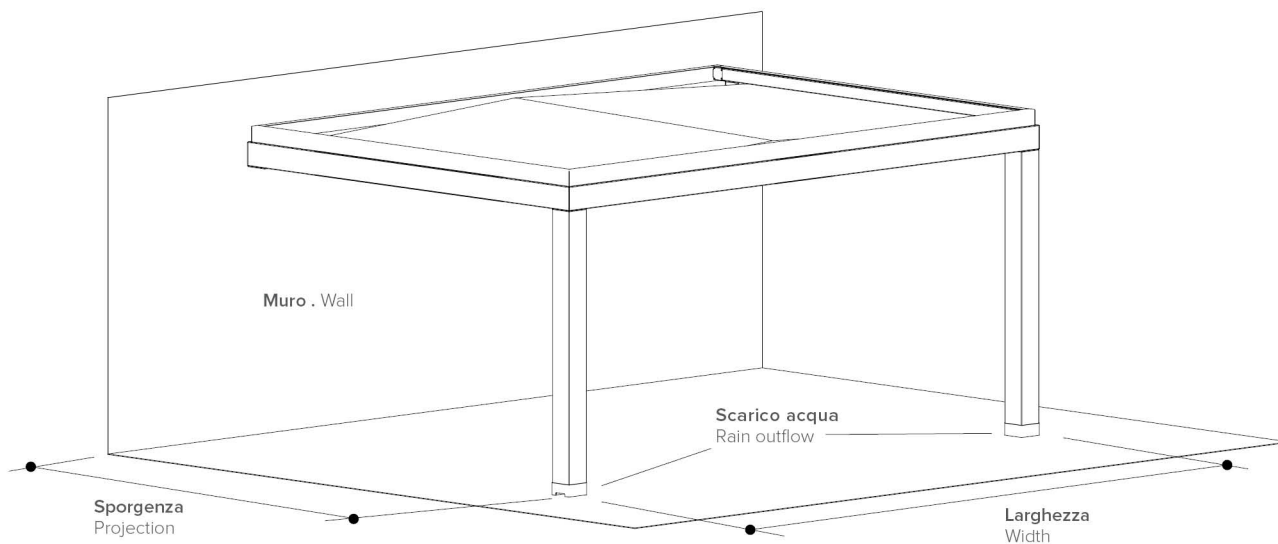


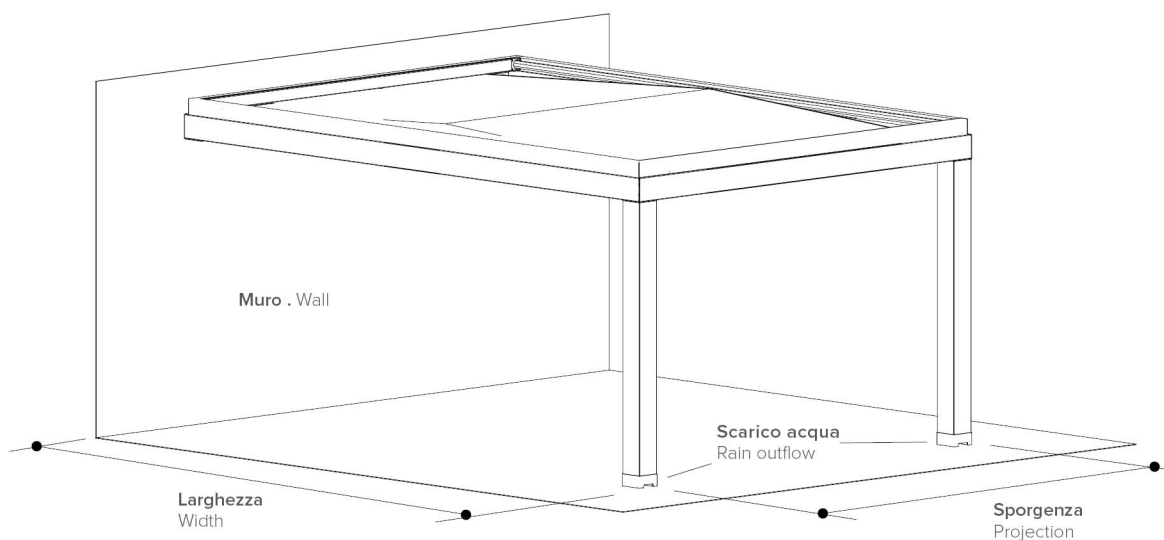
Gronda addossata a parete . Gutter with wall-application

APERTURA TELO PARALLELO AL MURO . CLOTH PARALLEL OPENING TO THE WALL
Schema di esempio . Example scheme

Quote espresse in mm - Dimensions in mm



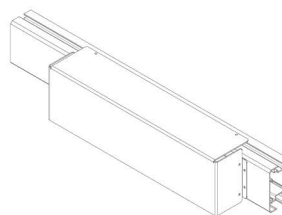
APERTURA TELO PERPENDICOLARE AL MURO . CLOTH PERPENDICULAR OPENING TO THE WALL
Schema di esempio . Example scheme



Schema di fissaggio . Fastening scheme



Carter per centraline . Carter for units
110-905

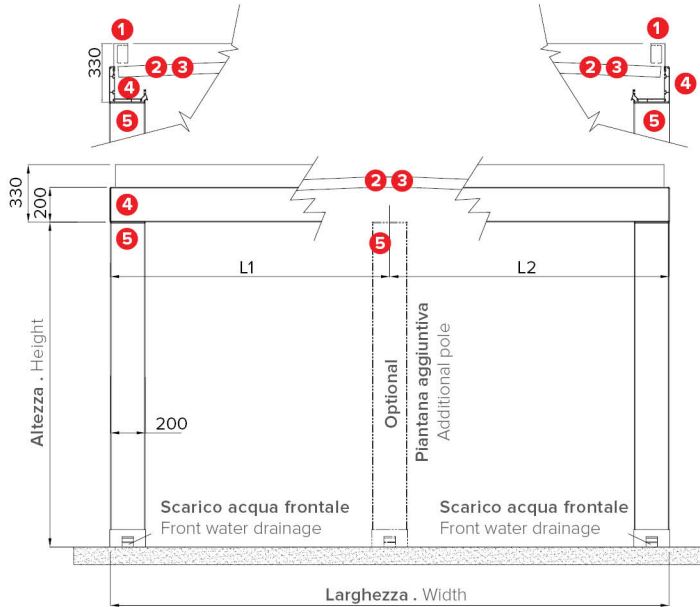


Legenda tecnica . Technical legend

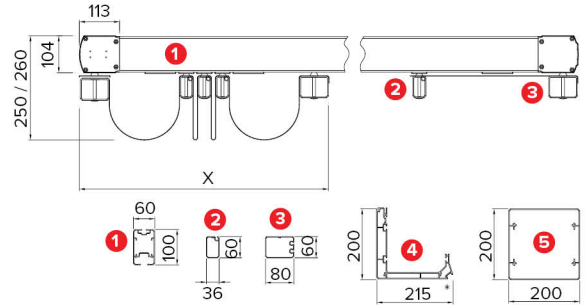
- | | |
|--|--|
| 1 Guida . Rail | 4 Profilo struttura perimetrale . Perimetric profile |
| 2 Frangitratta intermedi . Middle flowing profiles | 5 Piantana 20x20 cm . Pole 20x20 cm |
| 3 Frangitratta terminale . End flowing profile | 6 Piantana 13x13 cm . Pole 13x13 cm |

Dati tecnici . Technical data

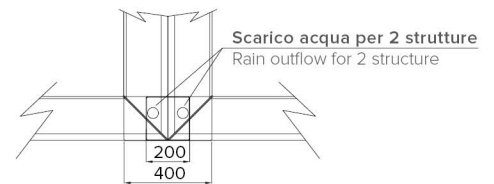
Vista frontale . Frontal view



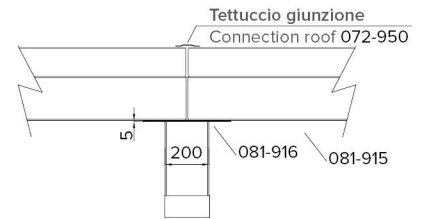
Quote espresse in mm - Dimensions in mm



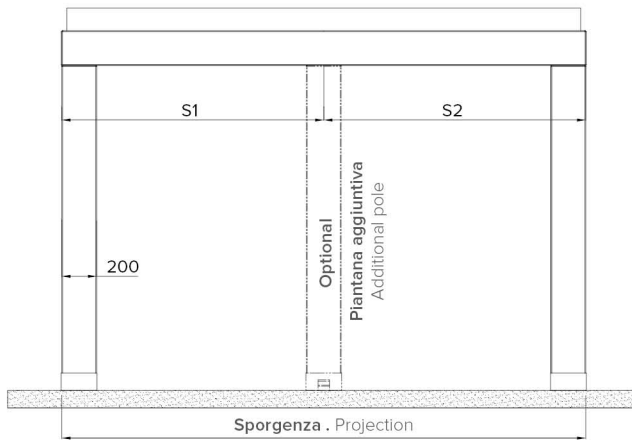
Vista dall'alto piantana in comune . Top view with common pole



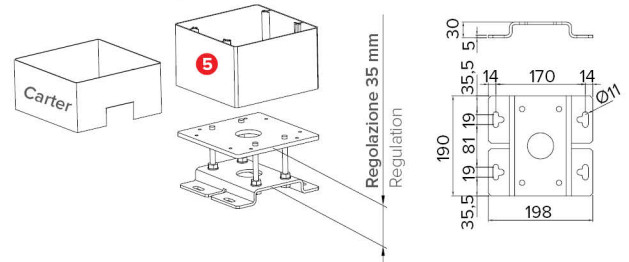
Vista laterale piantana in comune . Side view with common pole



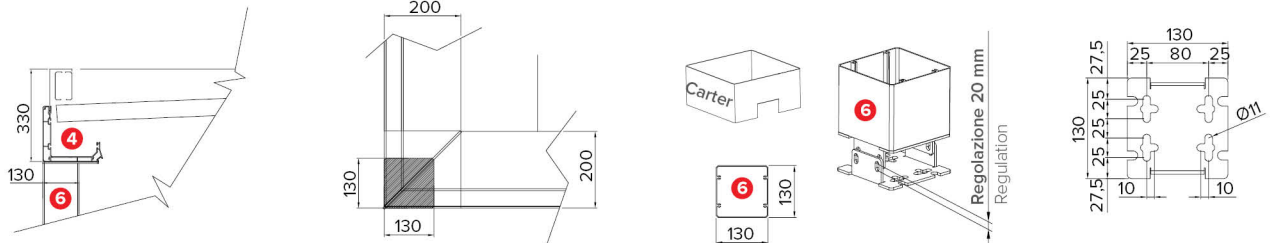
Vista laterale . Side view



Piede a terra regolabile . Adjustable foot



Variante a richiesta con piantane 13x13 cm. per moduli singoli di larghezza 4 mt. per sporgenza 4 mt. massima (no piantana in comune).
 Variant by choice with poles 13x13 cm for single forms of width 4 mt. for 4 mt. max projection (no common pole).



* Sede per inserimento di luci LED . Location for inserting LED lights.

Sporgenza Projection	S cm	200	250	300	350	400	450	500	550	600	650	700	750	800
Frangitratta intermedi indicativi Approximate middle flowing profiles	n°	5	7	8	10	12	13	15	17	18	20	22	24	25
Impacchettamento Wrapping	X cm	73	83	88	98	108	113	123	133	138	148	158	168	173